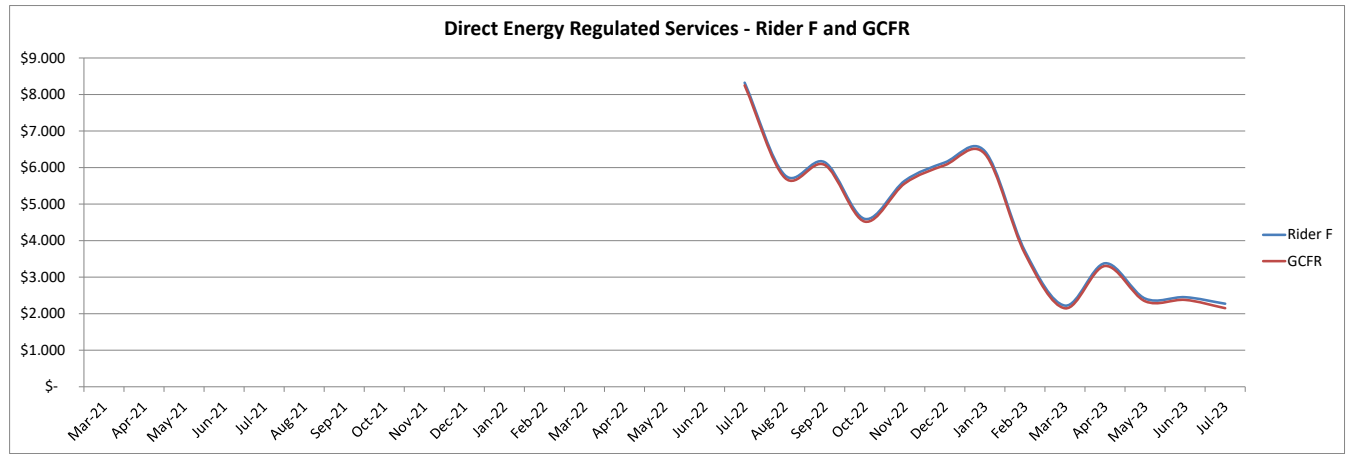


**Monthly natural gas rates**

Direct Energy Regulated Services – North and South	Page 2
Apex Utilities Inc.	Page 3
Apex Utilities Inc. (Third Party Transportation Charge)	Page 4

**Direct Energy Regulated Services - Combo**

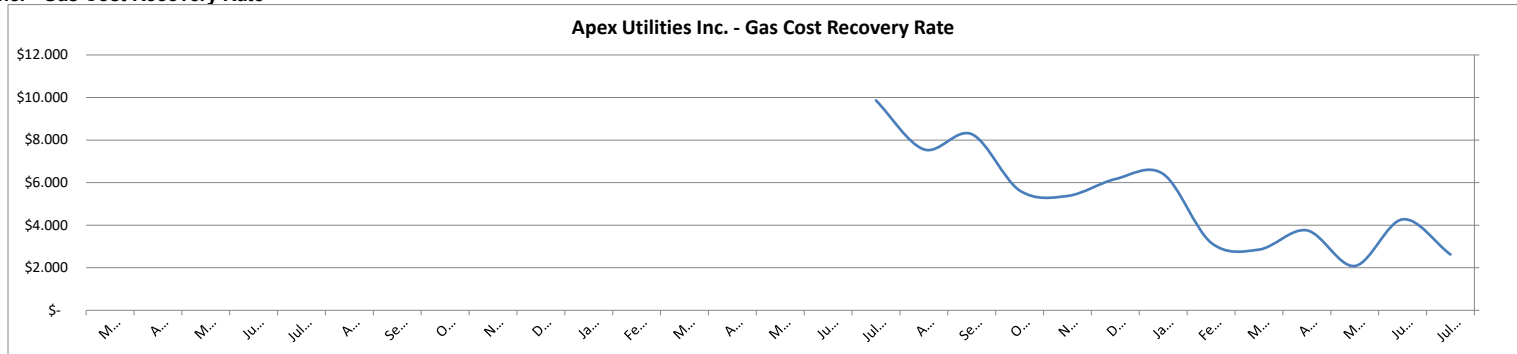
MMM-YY	Rider F	GCFR
Jul-22	\$ 8.324	\$ 8.250
Aug-22	\$ 5.797	\$ 5.723
Sep-22	\$ 6.146	\$ 6.072
Oct-22	\$ 4.595	\$ 4.521
Nov-22	\$ 5.641	\$ 5.567
Dec-22	\$ 6.140	\$ 6.066
Jan-23	\$ 6.446	\$ 6.372
Feb-23	\$ 3.715	\$ 3.641
Mar-23	\$ 2.222	\$ 2.148 \$ (0.074)
Apr-23	\$ 3.381	\$ 3.307 \$ (0.074)
May-23	\$ 2.415	\$ 2.341 \$ (0.074)
Jun-23	\$ 2.452	\$ 2.378 \$ (0.074)
Jul-23	\$ 2.273	\$ 2.151 \$ (0.122)



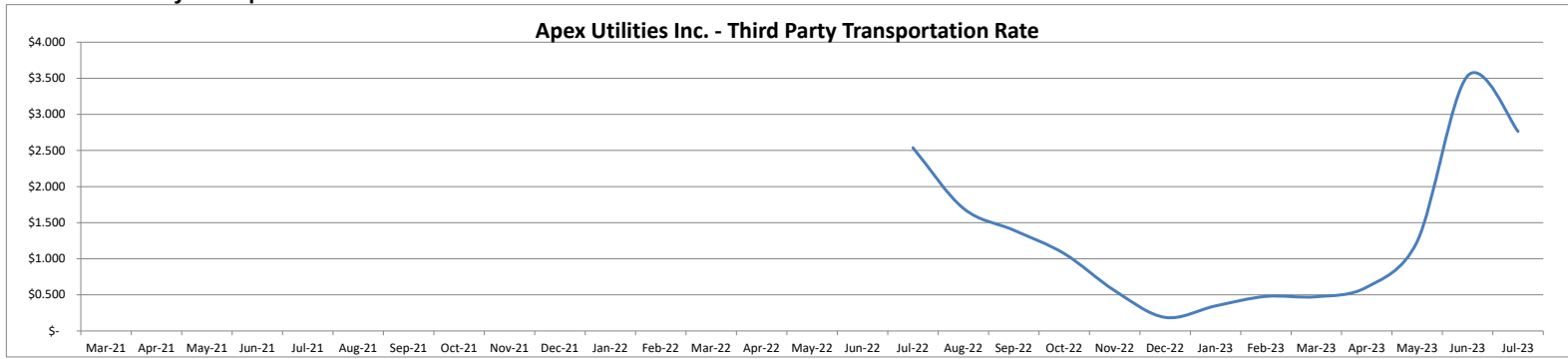
MMM-YY

**Apex Utilities Inc. - Gas Cost Recovery Rate**

Jul-22	\$ 9.863
Aug-22	\$ 7.562
Sep-22	\$ 8.278
Oct-22	\$ 5.632
Nov-22	\$ 5.372
Dec-22	\$ 6.167
Jan-23	\$ 6.405
Feb-23	\$ 3.176
Mar-23	\$ 2.851
Apr-23	\$ 3.756
May-23	\$ 2.083
Jun-23	\$ 4.274
Jul-23	\$ 2.622



MMM-YY	Apex Utilities Inc. - Third Party Transportation Rate
Jul-22	\$ 2.538
Aug-22	\$ 1.699
Sep-22	\$ 1.396
Oct-22	\$ 1.072
Nov-22	\$ 0.559
Dec-22	\$ 0.188
Jan-23	\$ 0.347
Feb-23	\$ 0.479
Mar-23	\$ 0.474
Apr-23	\$ 0.607
May-23	\$ 1.240
Jun-23	\$ 3.534
Jul-23	\$ 2.765



Gas Utilities  
Monthly Filings for Acknowledgement

Apex<sup>4</sup> Utilities Inc.

<b>DERS Combined</b>									
<u>DGA C/F</u>	<u>Gas Costs</u>	<u>GCFR</u>	<u>Forecast Charge<sup>2</sup></u>	<u>Margin<sup>1</sup></u>	<u>Total Rider F</u>	<u>DGA C/F</u>	<u>Gas Costs</u>	<u>Rider D GCRR</u>	<u>Rider G TPTR</u>
					<u>\$/Gigajoule</u>				
July-10						(0.681)	3.944	3.263	0.485
August-10						0.114	3.519	3.633	0.552
September-10						0.047	3.104	3.151	0.319
October-10						0.227	3.452	3.679	0.193
November-10						(0.121)	3.253	3.132	0.165
December-10						0.415	3.692	4.107	0.187
January-11						(0.094)	3.725	3.631	0.108
February-11						0.111	3.814	3.925	0.187
March-11						0.441	3.366	3.807	0.147
April-11						0.864	3.586	4.450	0.321
May-11						0.672	3.479	4.151	0.374
June-11						0.639	3.662	4.301	0.697
July-11						(0.433)	3.654	3.221	0.627
August-11						(0.608)	3.557	2.949	0.471
September-11						0.255	3.447	3.702	0.224
October-11						(0.148)	3.486	3.338	0.247
November-11						(0.187)	3.232	3.045	0.210
December-11						0.077	3.255	3.332	0.178
<b>January-12</b>						<b>0.094</b>	<b>2.963</b>	<b>3.057</b>	0.183
<b>February-12</b>						<b>(0.104)</b>	<b>2.341</b>	<b>2.237</b>	0.238
<b>March-12</b>						<b>0.145</b>	<b>2.093</b>	<b>2.238</b>	0.199
April-12						(0.617)	1.798	1.181	0.100
May-12						(0.423)	1.530	1.107	0.390
June-12						(0.084)	2.224	2.140	0.476
July-12						(0.927)	1.984	1.057	0.690
August-12						(0.158)	2.378	2.220	0.466



Gas Utilities  
Monthly Filings for Acknowledgement

Apex<sup>4</sup> Utilities Inc.

	<b>DERS Combined</b>						<u>Apex<sup>4</sup> Utilities Inc.</u>			
	<b><u>DGA C/F</u></b>	<b><u>Gas Costs</u></b>	<b><u>GCFR</u></b>	<b>Forecast Charge<sup>2</sup></b>	<b>Margin<sup>1</sup></b>	<b>Total Rider F</b>	<b><u>DGA C/F</u></b>	<b><u>Gas Costs</u></b>	<b><u>Rider D GCRR</u></b>	<b><u>Rider G TPTR</u></b>
	<u>\$/Gigajoule</u>									
February-15							<b>0.078</b>	<b>2.679</b>	2.757	0.205
March-15							<b>(0.271)</b>	<b>2.640</b>	2.369	0.257
April-15							<b>1.060</b>	<b>2.694</b>	3.754	0.360
May-15							<b>(0.281)</b>	<b>2.483</b>	2.202	0.409
June-15							<b>(1.607)</b>	<b>2.816</b>	1.209	0.708
July-15							<b>0.081</b>	<b>2.549</b>	2.630	0.910
August-15							<b>(0.003)</b>	<b>2.875</b>	2.872	0.985
September-15							<b>0.109</b>	<b>2.850</b>	2.959	0.673
October-15							<b>0.053</b>	<b>2.766</b>	2.819	0.292
November-15							<b>(0.028)</b>	<b>2.505</b>	2.477	0.380
December-15	<b>(0.351)</b>	<b>2.464</b>	<b>2.113</b>	0.063	0.024	2.200	<b>(0.011)</b>	<b>2.483</b>	2.472	0.238
January-16	<b>(0.277)</b>	<b>2.194</b>	<b>1.917</b>	0.063	0.024	2.004	<b>(0.558)</b>	<b>2.202</b>	1.644	0.246
February-16	<b>0.594</b>	<b>2.289</b>	<b>2.883</b>	0.063	0.024	2.970	<b>(0.256)</b>	<b>2.266</b>	2.010	0.284
March-16	<b>0.339</b>	<b>1.739</b>	<b>2.078</b>	0.063	0.024	2.165	<b>(0.603)</b>	<b>1.729</b>	1.126	0.315
April-16	<b>(0.484)</b>	<b>1.288</b>	<b>0.804</b>	0.023	0.035	0.862	<b>(0.129)</b>	<b>1.308</b>	1.179	0.636
May-16	<b>(0.334)</b>	<b>1.071</b>	<b>0.737</b>	0.023	0.035	0.795	<b>0.499</b>	<b>1.080</b>	1.579	0.733
June-16	<b>0.023</b>	<b>1.293</b>	<b>1.316</b>	0.023	0.035	1.374	<b>0.507</b>	<b>1.341</b>	1.848	0.776
July-16	<b>(0.266)</b>	<b>1.839</b>	<b>1.573</b>	0.023	0.035	1.631	<b>1.329</b>	<b>1.877</b>	3.206	1.599
August-16	<b>0.101</b>	<b>2.205</b>	<b>2.306</b>	0.023	0.035	2.364	<b>0.841</b>	<b>2.250</b>	3.091	1.035
September-16	<b>0.063</b>	<b>2.230</b>	<b>2.293</b>	0.023	0.035	2.351	<b>0.134</b>	<b>2.186</b>	2.320	0.893
October-16	<b>0.085</b>	<b>2.516</b>	<b>2.601</b>	0.023	0.035	2.659	<b>0.078</b>	2.527	<b>2.605</b>	<b>0.455</b>
November-16	<b>0.265</b>	<b>2.980</b>	<b>3.245</b>	0.023	0.035	3.303	<b>0.133</b>	2.991	<b>3.124</b>	<b>0.134</b>
December-16	<b>(0.122)</b>	<b>2.643</b>	<b>2.521</b>	0.023	0.035	2.579	<b>(0.109)</b>	2.660	<b>2.551</b>	<b>0.192</b>
January-17	<b>0.384</b>	<b>3.303</b>	<b>3.687</b>	0.023	0.035	3.745	<b>(0.206)</b>	3.292	<b>3.086</b>	<b>0.178</b>
February-17	<b>(0.172)</b>	<b>2.756</b>	<b>2.584</b>	0.023	0.035	2.642	<b>(0.561)</b>	2.764	<b>2.203</b>	<b>0.255</b>
March-17	<b>0.330</b>	<b>1.497</b>	<b>1.827</b>	0.023	0.035	1.885	<b>0.500</b>	2.468	<b>2.968</b>	<b>0.315</b>
April-17	<b>0.400</b>	<b>1.809</b>	<b>2.209</b>	0.023	0.035	2.267	<b>0.857</b>	2.527	<b>3.384</b>	<b>0.474</b>
May-17	<b>(0.290)</b>	<b>2.184</b>	<b>1.894</b>	0.023	0.035	1.952	<b>0.989</b>	2.737	<b>3.726</b>	<b>0.682</b>

Gas Utilities  
Monthly Filings for Acknowledgement

Apex<sup>4</sup> Utilities Inc.

	<b>DERS Combined</b>						<u>Apex<sup>4</sup> Utilities Inc.</u>			
	<b><u>DGA C/F</u></b>	<b><u>Gas Costs</u></b>	<b><u>GCFR</u></b>	<b><u>Forecast Charge<sup>2</sup></u></b>	<b><u>Margin<sup>1</sup></u></b>	<b><u>Total Rider F</u></b>	<b><u>DGA C/F</u></b>	<b><u>Gas Costs</u></b>	<b><u>Rider D GCRR</u></b>	<b><u>Rider G TPTR</u></b>
	<u>\$/Gigajoule</u>									
June-17	<b>(1.025)</b>	<b>2.202</b>	<b>1.177</b>	0.023	0.035	1.235	<b>1.802</b>	3.002	<b>4.804</b>	<b>0.920</b>
July-17	<b>(0.597)</b>	<b>2.361</b>	<b>1.764</b>	0.023	0.035	1.822	<b>0.414</b>	2.488	<b>2.902</b>	<b>1.972</b>
August-17	<b>0.055</b>	<b>2.215</b>	<b>2.270</b>	0.023	0.035	2.328	<b>(0.233)</b>	2.302	<b>2.069</b>	<b>1.114</b>
September-17	<b>(0.074)</b>	<b>1.450</b>	<b>1.376</b>	0.023	0.035	1.434	<b>(0.297)</b>	1.508	<b>1.211</b>	<b>0.778</b>
October-17	<b>0.031</b>	<b>1.593</b>	<b>1.624</b>	0.023	0.035	1.682	<b>(0.108)</b>	1.627	<b>1.519</b>	<b>0.488</b>
November-17	<b>(0.204)</b>	<b>1.971</b>	<b>1.767</b>	0.023	0.035	1.825	<b>(0.319)</b>	1.994	<b>1.675</b>	<b>0.261</b>
December-17	<b>0.199</b>	<b>2.046</b>	<b>2.245</b>	0.023	0.035	2.303	<b>0.160</b>	2.054	<b>2.214</b>	<b>0.258</b>
January-18	<b>0.132</b>	<b>1.721</b>	<b>1.853</b>	0.023	0.035	1.911	<b>0.060</b>	1.500	<b>1.560</b>	<b>0.253</b>
February-18	<b>0.392</b>	<b>1.878</b>	<b>2.270</b>	0.023	0.035	2.328	<b>0.220</b>	1.923	<b>2.143</b>	<b>0.268</b>
March-18	<b>0.177</b>	<b>1.498</b>	<b>1.675</b>	0.023	0.035	1.733	<b>0.454</b>	1.527	<b>1.981</b>	<b>0.228</b>
April-18	<b>0.529</b>	<b>1.380</b>	<b>1.909</b>	0.023	0.035	1.967	<b>0.787</b>	1.410	<b>2.197</b>	<b>0.331</b>
May-18	<b>0.096</b>	<b>0.835</b>	<b>0.931</b>	0.023	0.035	0.989	<b>(0.292)</b>	0.895	<b>0.603</b>	<b>0.552</b>
June-18	<b>(0.226)</b>	<b>0.712</b>	<b>0.486</b>	0.023	0.035	0.544	<b>1.764</b>	0.825	<b>2.589</b>	<b>1.386</b>
July-18	<b>(0.110)</b>	<b>1.537</b>	<b>1.427</b>	0.023	0.035	1.485	<b>1.536</b>	1.687	<b>3.223</b>	<b>1.046</b>
August-18	<b>(0.237)</b>	<b>1.339</b>	<b>1.102</b>	0.023	0.035	1.160	<b>(0.498)</b>	1.441	<b>0.943</b>	<b>0.848</b>
September-18	<b>0.016</b>	<b>1.247</b>	<b>1.263</b>	0.023	0.035	1.321	<b>(0.389)</b>	1.308	<b>0.919</b>	<b>0.675</b>
October-18	<b>0.031</b>	<b>1.236</b>	<b>1.267</b>	0.010	0.045	1.322	<b>(0.020)</b>	1.274	<b>1.254</b>	<b>0.184</b>
November-18	<b>0.283</b>	<b>2.031</b>	<b>2.314</b>	0.010	0.045	2.369	<b>0.154</b>	2.047	<b>2.201</b>	<b>0.423</b>
December-18	<b>(0.095)</b>	<b>2.044</b>	<b>1.949</b>	0.010	0.045	2.004	<b>(0.091)</b>	2.025	<b>1.934</b>	<b>0.254</b>
January-19	<b>(0.069)</b>	<b>1.529</b>	<b>1.460</b>	0.010	0.045	1.515	<b>(0.378)</b>	1.557	<b>1.179</b>	<b>0.154</b>
February-19	<b>0.169</b>	<b>1.767</b>	<b>1.936</b>	0.010	0.045	1.990	<b>0.549</b>	1.778	<b>2.327</b>	<b>0.235</b>
March-19	<b>1.172</b>	<b>1.953</b>	<b>3.125</b>	0.010	0.045	3.180	<b>1.092</b>	1.995	<b>3.087</b>	<b>0.166</b>
April-19	<b>1.398</b>	<b>1.437</b>	<b>2.835</b>	0.010	0.045	2.890	<b>0.839</b>	1.470	<b>2.309</b>	<b>0.512</b>
May-19	<b>1.079</b>	<b>1.151</b>	<b>2.230</b>	0.010	0.045	2.285	<b>0.677</b>	1.214	<b>1.891</b>	<b>0.805</b>
June-19	<b>(0.581)</b>	<b>0.891</b>	<b>0.310</b>	0.010	0.045	0.365	<b>1.616</b>	0.965	<b>2.581</b>	<b>1.166</b>
July-19	<b>(0.393)</b>	<b>0.710</b>	<b>0.317</b>	0.010	0.045	0.372	<b>(0.629)</b>	0.846	<b>0.217</b>	<b>1.456</b>
August-19	<b>(0.162)</b>	<b>1.136</b>	<b>0.974</b>	0.010	0.045	1.029	<b>0.740</b>	1.236	<b>1.976</b>	<b>0.989</b>
September-19	<b>(0.120)</b>	<b>1.231</b>	<b>1.111</b>	0.010	0.045	1.166	<b>0.140</b>	1.300	<b>1.440</b>	<b>0.824</b>



Gas Utilities  
Monthly Filings for Acknowledgement

Apex<sup>4</sup> Utilities Inc.

	<b>DERS Combined</b>						<u>Apex<sup>4</sup> Utilities Inc.</u>			
	<b><u>DGA C/F</u></b>	<b><u>Gas Costs</u></b>	<b><u>GCFR</u></b>	<b><u>Forecast Charge<sup>2</sup></u></b>	<b><u>Margin<sup>1</sup></u></b>	<b><u>Total Rider F</u></b>	<b><u>DGA C/F</u></b>	<b><u>Gas Costs</u></b>	<b><u>Rider D GCRR</u></b>	<b><u>Rider G TPTR</u></b>
	<u>\$/Gigajoule</u>									
October-19	<b>(0.213)</b>	<b>1.605</b>	<b>1.392</b>	0.010	0.045	1.447	<b>(0.073)</b>	1.641	<b>1.568</b>	<b>0.526</b>
November-19	<b>0.260</b>	<b>2.209</b>	<b>2.469</b>	0.010	0.045	2.524	<b>0.128</b>	2.240	<b>2.368</b>	<b>0.205</b>
December-19	<b>0.310</b>	<b>2.724</b>	<b>3.034</b>	0.010	0.045	3.089	<b>0.228</b>	2.775	<b>3.003</b>	<b>0.196</b>
January-20	<b>(0.129)</b>	<b>2.334</b>	<b>2.205</b>	0.010	0.045	2.260	<b>(0.073)</b>	2.348	<b>2.275</b>	<b>0.235</b>
February-20	<b>0.070</b>	<b>2.117</b>	<b>2.187</b>	0.010	0.045	2.242	<b>0.073</b>	2.128	<b>2.201</b>	<b>0.288</b>
March-20	<b>(0.094)</b>	<b>1.699</b>	<b>1.605</b>	0.010	0.045	1.660	<b>(0.233)</b>	1.719	<b>1.486</b>	<b>0.373</b>
April-20	<b>0.384</b>	<b>1.701</b>	<b>2.085</b>	0.010	0.045	2.140	<b>0.689</b>	1.743	<b>2.432</b>	<b>0.402</b>
May-20	<b>0.477</b>	<b>2.032</b>	<b>2.509</b>	0.010	0.045	2.564	<b>0.079</b>	1.901	<b>1.980</b>	<b>0.756</b>
June-20	<b>0.177</b>	<b>2.149</b>	<b>2.326</b>	0.010	0.045	2.381	<b>1.799</b>	2.124	<b>3.923</b>	<b>2.411</b>
July-20	<b>(0.490)</b>	<b>1.965</b>	<b>1.475</b>	0.010	0.045	1.530	<b>(0.987)</b>	1.940	<b>0.953</b>	<b>1.920</b>
August-20	<b>(0.568)</b>	<b>1.872</b>	<b>1.304</b>	0.010	0.045	1.359	<b>0.171</b>	1.980	<b>2.151</b>	<b>0.497</b>
September-20	<b>0.011</b>	<b>2.426</b>	<b>2.437</b>	0.010	0.045	2.492	<b>0.175</b>	2.510	<b>2.685</b>	<b>1.348</b>
October-20	<b>0.000</b>	<b>2.183</b>	<b>2.183</b>	0.016	0.052	2.251	<b>0.065</b>	2.196	<b>2.261</b>	<b>0.682</b>
November-20	<b>0.233</b>	<b>2.976</b>	<b>3.209</b>	0.016	0.052	3.277	<b>(0.015)</b>	3.020	<b>3.005</b>	<b>0.296</b>
December-20	<b>(0.068)</b>	<b>2.705</b>	<b>2.637</b>	0.016	0.052	2.705	<b>0.144</b>	2.682	<b>2.826</b>	<b>0.323</b>
January-21	<b>0.145</b>	<b>2.571</b>	<b>2.716</b>	0.016	0.052	2.784	<b>(0.144)</b>	2.606	<b>2.462</b>	<b>0.320</b>
February-21	<b>(0.070)</b>	<b>2.768</b>	<b>2.698</b>	0.016	0.052	2.766	<b>0.329</b>	2.765	<b>3.094</b>	<b>0.335</b>
March-21	<b>0.837</b>	<b>3.197</b>	<b>4.034</b>	0.016	0.052	4.102	<b>0.835</b>	3.238	<b>4.073</b>	<b>0.323</b>
April-21	<b>0.002</b>	<b>2.533</b>	<b>2.535</b>	0.016	0.052	2.603	<b>0.375</b>	2.581	<b>2.956</b>	<b>0.936</b>
May-21	<b>0.529</b>	<b>2.696</b>	<b>3.225</b>	0.016	0.052	3.293	<b>0.426</b>	2.762	<b>3.188</b>	<b>0.993</b>
June-21	<b>0.358</b>	<b>2.926</b>	<b>3.284</b>	0.016	0.052	3.352	<b>0.169</b>	3.062	<b>3.231</b>	<b>1.455</b>
July-21	<b>(0.195)</b>	<b>3.144</b>	<b>2.949</b>	0.027	0.052	3.028	<b>1.557</b>	3.345	<b>4.902</b>	<b>2.085</b>
August-21	<b>(0.249)</b>	<b>3.498</b>	<b>3.249</b>	0.027	0.052	3.328	<b>0.785</b>	3.669	<b>4.454</b>	<b>1.731</b>
September-21	<b>(0.157)</b>	<b>3.532</b>	<b>3.375</b>	0.027	0.052	3.454	<b>(0.323)</b>	3.629	<b>3.306</b>	<b>1.514</b>
October-21	<b>0.032</b>	<b>3.968</b>	<b>4.000</b>	0.027	0.052	4.079	<b>(0.025)</b>	3.997	<b>3.972</b>	<b>0.875</b>
December-21	<b>0.099</b>	<b>4.758</b>	<b>4.857</b>	0.027	0.052	4.936	<b>0.046</b>	4.602	<b>4.648</b>	<b>0.365</b>
January-22	<b>(0.110)</b>	<b>3.929</b>	<b>3.819</b>	0.021	0.053	3.893	<b>(0.585)</b>	3.983	<b>3.398</b>	<b>0.251</b>
February-22	<b>0.352</b>	<b>4.416</b>	<b>4.768</b>	0.021	0.053	4.842	<b>0.822</b>	4.437	<b>5.259</b>	<b>0.568</b>

Gas Utilities  
Monthly Filings for Acknowledgement

Apex<sup>4</sup> Utilities Inc.

	DERS Combined						Apex <sup>4</sup> Utilities Inc.			
	<u>DGA C/F</u>	<u>Gas Costs</u>	<u>GCFR</u>	Forecast Charge <sup>2</sup>	Margin <sup>1</sup>	Total Rider F	<u>DGA C/F</u>	<u>Gas Costs</u>	Rider D <u>GCCR</u>	Rider G <u>TPTR</u>
	<u>\$/Gigajoule</u>									
March-22	0.259	4.425	4.684	0.021	0.053	4.758	0.678	4.442	5.120	0.550
April-22	0.677	4.530	5.207	0.021	0.053	5.281	(0.660)	4.567	3.907	0.583
May-22	0.466	5.859	6.325	0.021	0.053	6.399	0.552	5.930	6.482	0.978
June-22	0.507	7.456	7.963	0.021	0.053	8.037	1.854	7.507	9.361	1.359
July-22	1.142	7.108	8.250	0.021	0.053	8.324	2.675	7.188	9.863	2.538
August-22	0.791	4.932	5.723	0.021	0.053	5.797	2.539	5.023	7.562	1.699
September-22	1.103	4.969	6.072	0.021	0.053	6.146	3.238	5.040	8.278	1.396
October-22	0.109	4.412	4.521	0.021	0.053	4.595	1.236	4.396	5.632	1.072
November-22	(0.050)	5.617	5.567	0.021	0.053	5.641	(0.197)	5.569	5.372	0.559
December-22	0.110	5.956	6.066	0.021	0.053	6.140	0.204	5.963	6.167	0.188
January-23	0.280	6.092	6.372	0.021	0.053	6.446	0.315	6.090	6.405	0.347
February-23	(0.383)	4.024	3.641	0.021	0.053	3.715	(0.876)	4.052	3.176	0.479
March-23	(0.561)	2.709	2.148	0.021	0.053	2.222	0.093	2.758	2.851	0.474
April-23	0.608	2.700	3.307	0.021	0.053	3.381	0.989	2.768	3.756	0.607
May-23	0.317	2.024	2.341	0.021	0.053	2.415	(0.064)	2.147	2.083	1.240
June-23	0.230	2.148	2.378	0.021	0.053	2.452	1.826	2.448	4.274	3.534
July-23	0.018	2.134	2.151	0.057	0.065	2.273	0.460	2.162	2.622	2.765

**DGA C/F** - Deferred Gas Account - under/(over) recovered balance carried forward from previous month.

**GCCR** - Gas Cost Recovery Rate (referred to as the gas charge under *Default Gas Supply Regulation* subsection (4)(b)(i)).

**GCFR** - Gas Cost Flow-through Rate (referred to as the gas charge under *Default Gas Supply Regulation* subsection (4)(b)(i)) (DERS is a business unit of Direct Energy Marketing Limited and is the default supply provider (DSP) in ATCO Gas' north and south service territories).

**TPTR** - Third Party Transportation Rate (approved effective November 1, 2007 in Alberta Energy and Utilities Board (EUB) Decision 2007-079 and provided for the transfer of upstream transportation costs from the GCRR to all Distribution Service Rates).

1 A reasonable return margin (compensation as the DSP), effective January 1, 2008, was approved for DERS in EUB Decision 2007-103. The recovery rates were revised in Decision 2010-317 (August 1, 2010 - \$0.025; January 1, 2011 - \$0.024). In Decision 2011-046 an additional a true-up charge for the return margin in the amount of \$0.008/GJ was approved for the period April 1, 2011 to December 31, 2011.

2 Charge is for forecasts of certain energy related amounts previously included in the GCFR (approved in Decision 2009-238 and Decision 2010-317 - August 1, 2010 - \$0.051; January 1, 2011 - \$0.063). In Decision 2011-046 an additional a true-up charge for the energy related forecast charges in the amount of \$0.034/GJ was approved for the period April 1, 2011 to December 31, 2011.

3 Calculated by Gas Utilities from averages of AECO/NGX Intra-Alberta Near Month and Settlement prices reported in the preceding month for use in determining the monthly gas charge.

4 Effective November 6, 2020, AltaGas Utilities Inc. changed its name to Apex Utilities Inc. (Exhibit 26118X0001, AUI GCRR Filing 2020-12 2020-11-24)

Gas Utilities  
Monthly Filings for Acknowledgement

Apex<sup>4</sup> Utilities Inc.

<b>DERS Combined</b>					<u>Apex<sup>4</sup> Utilities Inc.</u>				
<u>DGA C/F</u>	<u>Gas Costs</u>	<u>GCFR</u>	Forecast <u>Charge<sup>2</sup></u>	Margin <sup>1</sup> <u>Rider F</u>	Total <u>Rider F</u>	<u>DGA C/F</u>	<u>Gas Costs</u>	Rider D <u>GCRR</u>	Rider G <u>TPTR</u>
<u>\$/Gigajoule</u>									

5            26207-D01-2021 DERS FORECAST CHARGE and Margin both change