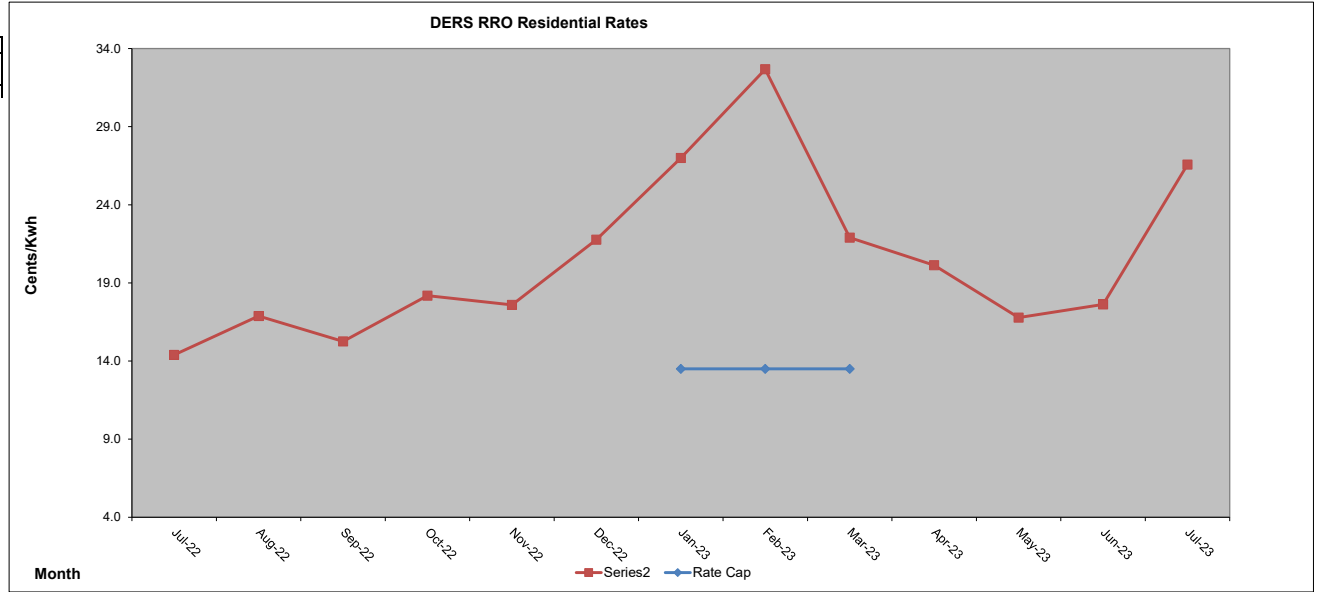


Monthly regulated rate option rates

Direct Energy Regulated Services	Page 2
ENMAX Energy Corporation	Page 3
EPCOR Energy Alberta (Edmonton)	Page 4
EPCOR Energy Alberta (FortisAlberta service territory)	Page 5

Direct Energy Regulated Services
Distribution Company: ATCO Electric Ltd.

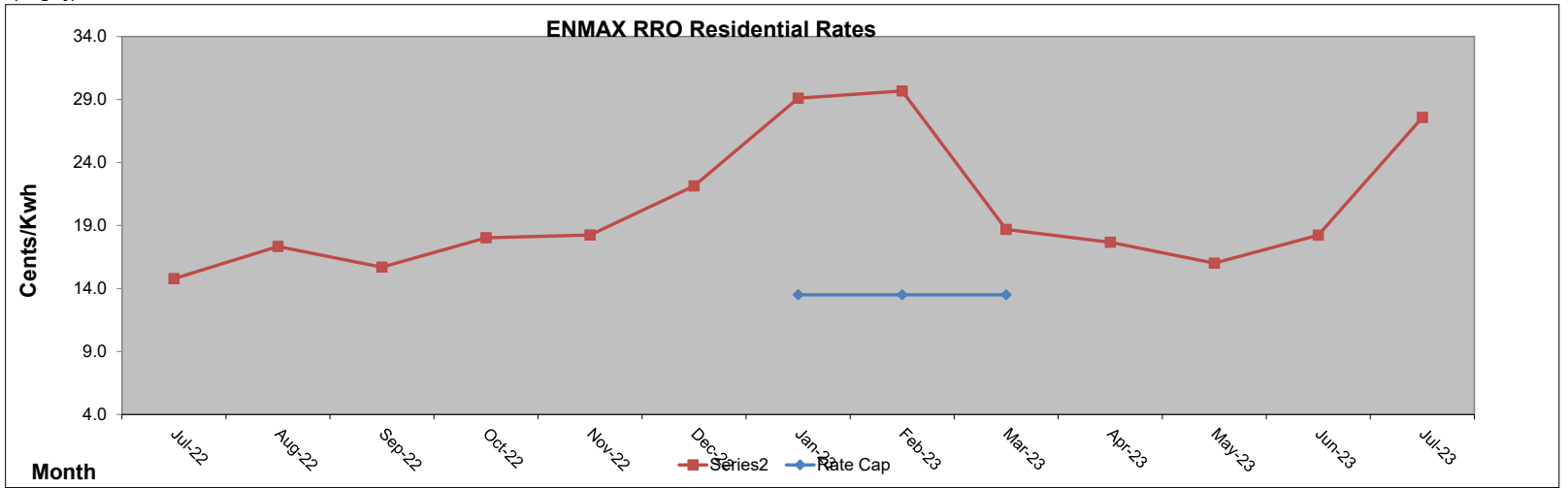
Rate cap	Residential	Commercial	Industrial	Farming (including REA)	Irrigation (including REA)	Oil & Gas	Lighting
	cents/kWh						
Jul-22	14.393	14.383	14.076	14.367	13.896	14.070	10.957
Aug-22	16.879	16.837	16.583	16.868	16.404	16.625	14.190
Sep-22	15.259	15.183	14.902	15.197	14.704	14.887	12.546
Oct-22	18.190	17.980	17.616	18.030	17.380	17.592	15.183
Nov-22	17.597	17.474	17.174	17.458	16.961	17.198	15.743
Dec-22	21.768	21.663	21.427	21.671	21.208	21.499	20.415
Jan-23	13.500	26.996	26.76	26.219	26.888	25.886	26.204
Feb-23	13.500	32.672	32.576	32.174	32.504	31.869	32.236
Mar-23	13.500	21.894	21.817	21.244	21.629	20.966	16.929
Apr-23		20.134	19.908	19.401	20.267	16.847	18.675
May-23		16.779	16.643	16.185	17.282	13.301	15.246
Jun-23		17.620	17.550	16.991	18.714	14.104	16.371
Jul-23		26.578	26.523	25.625	27.626	22.676	25.458
Aug-23							
Sep-23							



ENMAX Energy Corporation
 Distribution Company: ENMAX Power Corporation (Calgary)

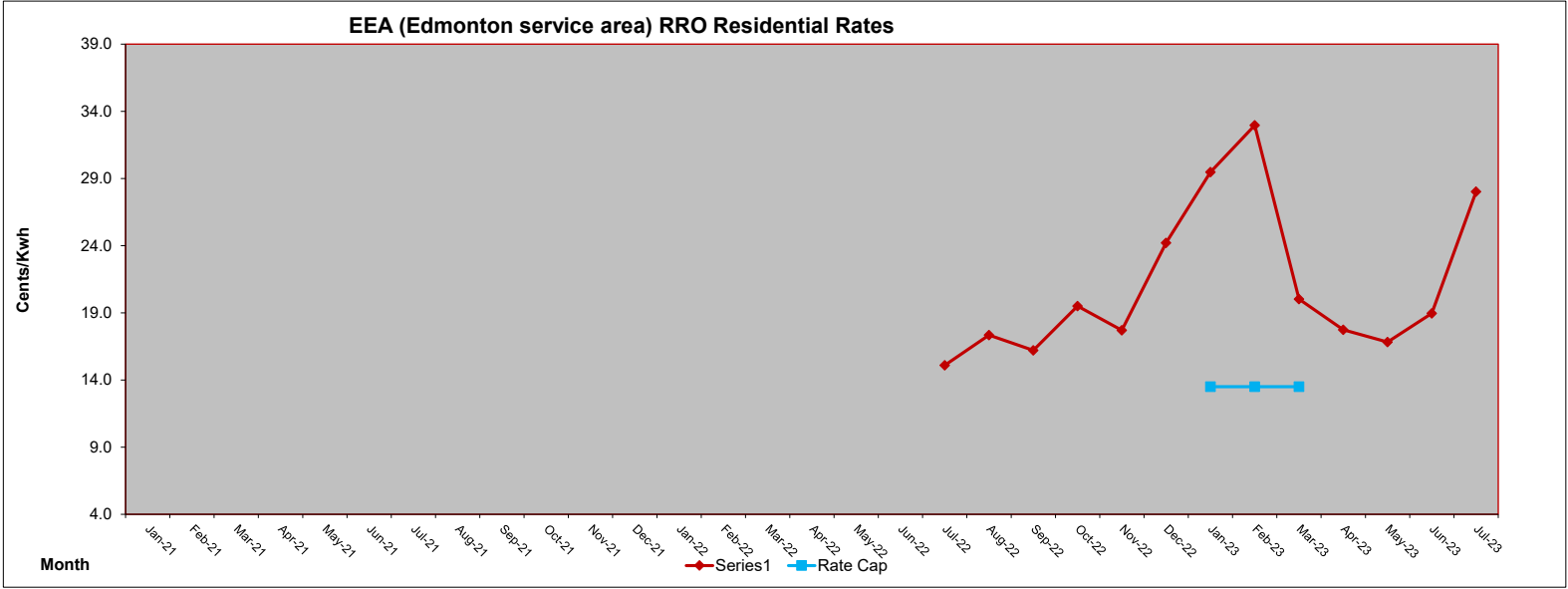
Rate cap	Residential	Commercial
	cents/kWh	

Jul-22	14.777	14.777	
Aug-22	17.341	17.341	
Sep-22	15.699	15.699	
Oct-22	18.031	18.031	
Nov-22	18.245	18.245	
Dec-22	22.133	22.133	
Jan-23	13.500	29.112	29.112
Feb-23	13.500	29.677	29.677
Mar-23	13.500	18.681	18.681
Apr-23		17.662	17.535
May-23		16.007	15.630
Jun-23		18.231	17.831
Jul-23		27.575	27.005



EPCOR Energy Alberta GP
 Distribution by: EPCOR Distribution & Transmission Inc. (Edmonton)

	Rate cap	Residential	Small Commercial	Lighting
	cents/kWh			
Jul-22		15.093	15.093	9.899
Aug-22		17.345	17.345	11.818
Sep-22		16.202	16.202	12.486
Oct-22		19.501	19.501	15.244
Nov-22		17.700	17.700	14.548
Dec-22		24.208	24.209	20.907
Jan-23	13.500	29.476	29.476	24.512
Feb-23	13.500	32.957	32.957	26.133
Mar-23	13.500	20.022	20.022	14.748
Apr-23		17.734	17.551	12.996
May-23		16.829	16.623	11.310
Jun-23		18.956	18.705	11.725
Jul-23		28.024	27.699	15.364
Aug-23				
Sep-23				



EPCOR Energy Alberta GP
Distribution by: FortisAlberta Inc.

Rate cap	Residential	Small Commercial	Lighting	Farm	Irrigation	Oil & Gas
cents/kWh						
Jul-22	14.916	15.129	10.119	15.029	14.701	14.666
Aug-22	17.129	17.375	12.411	17.259	16.871	16.831
Sep-22	15.981	16.209	12.688	16.101	15.869	15.837
Oct-22	19.168	19.443	14.867	19.313	18.989	18.943
Nov-22	17.393	17.642	14.206	17.525	17.188	17.149
Dec-22	23.852	24.198	20.687	24.035	23.692	23.635
Jan-23	13.500	28.973	29.393	24.085	29.195	28.676
Feb-23	13.500	32.349	32.819	24.871	32.598	32.145
Mar-23	13.500	19.617	19.899	14.958	19.766	19.482
Apr-23		17.532	17.646	12.830	18.016	15.067
May-23		16.635	16.703	11.212	17.530	13.741
Jun-23		18.900	18.909	12.216	20.239	15.775
Jul-23		27.820	27.945	16.039	29.284	24.403
Aug-23						
Sep-23						

