

Monthly regulated rate option rates

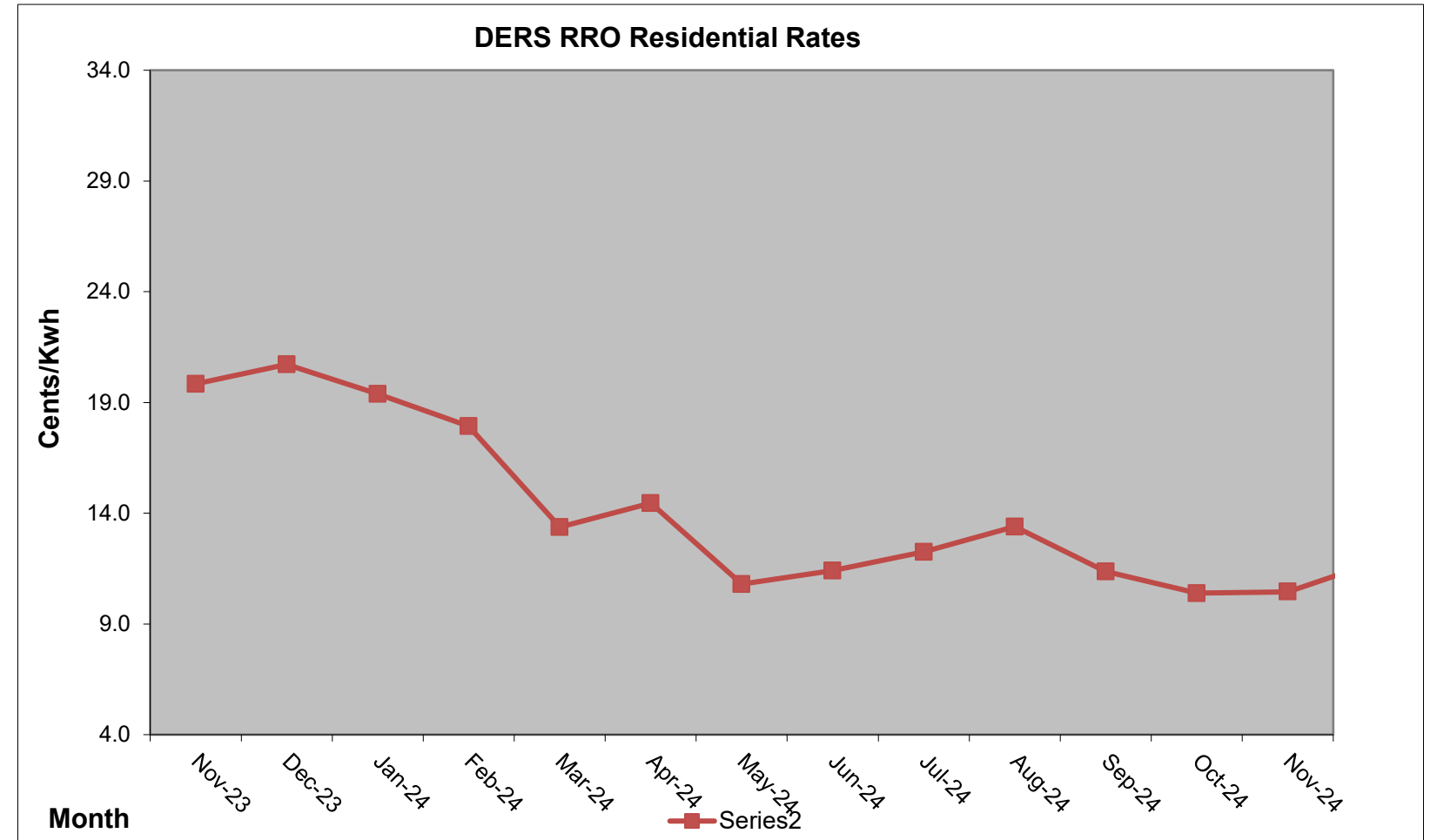
Direct Energy Regulated Services	Page 2
ENMAX Energy Corporation	Page 3
EPCOR Energy Alberta (Edmonton)	Page 4
EPCOR Energy Alberta (FortisAlberta service territory)	Page 5

**Direct Energy Regulated Services
Distribution Company: ATCO Electric Ltd.**

Rate cap	Residential	Commercial	Industrial	Farming	Irrigation	Oil & Gas	Lighting
				(including REA)	(including REA)		

cents/kWh

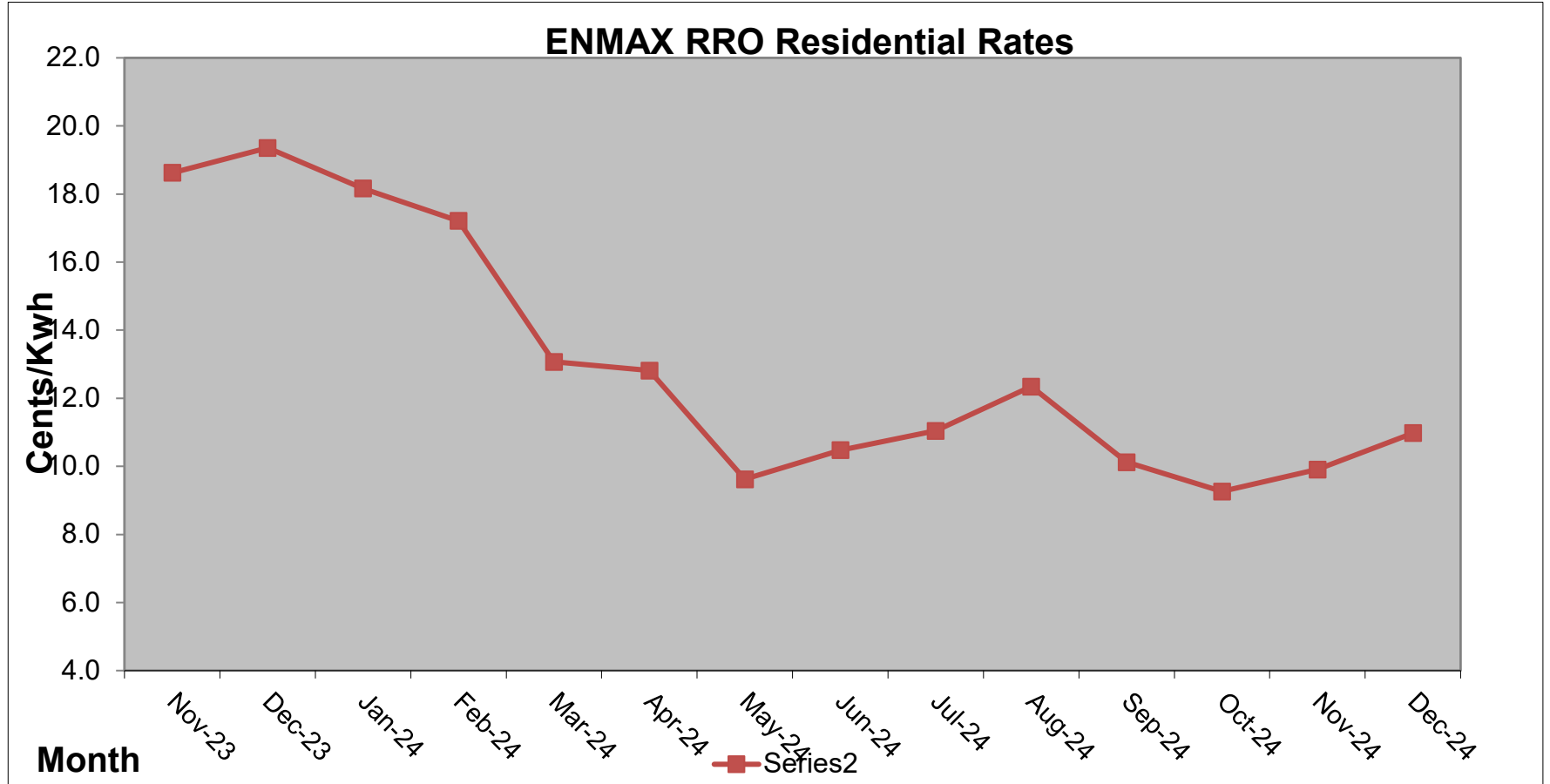
Nov-23	19.836	19.755	19.088	19.742	16.768	19.717	16.393
Dec-23	20.716	20.686	19.764	20.529	17.767	20.272	17.079
Jan-24	19.390	19.243	18.477	19.299	16.483	21.773	16.050
Feb-24	17.937	17.815	17.059	17.984	15.030	19.603	14.741
Mar-24	13.376	13.207	12.364	13.648	10.382	15.893	10.165
Apr-24	14.457	14.240	13.108	15.344	10.949	17.700	10.898
May-24	10.801	10.579	9.485	12.486	7.303	13.622	8.407
Jun-24	11.402	11.287	10.111	13.914	7.772	16.036	9.002
Jul-24	12.245	12.141	10.914	14.921	8.771	20.554	9.404
Aug-24	13.384	13.128	11.730	15.845	9.552	12.722	9.712
Sep-24	11.361	11.095	9.837	13.323	7.521	9.964	8.727
Oct-24	10.392	10.198	8.862	12.065	6.786	9.358	8.068
Nov-24	10.455	10.272	9.025	11.512	7.111	8.911	8.258
Dec-24	11.842	11.836	10.655	12.777	8.727	9.157	9.927



ENMAX Energy Corporation
Distribution Company: ENMAX Power Corporation (Calgary)

Rate cap	Residential	Commercial
cents/kWh		

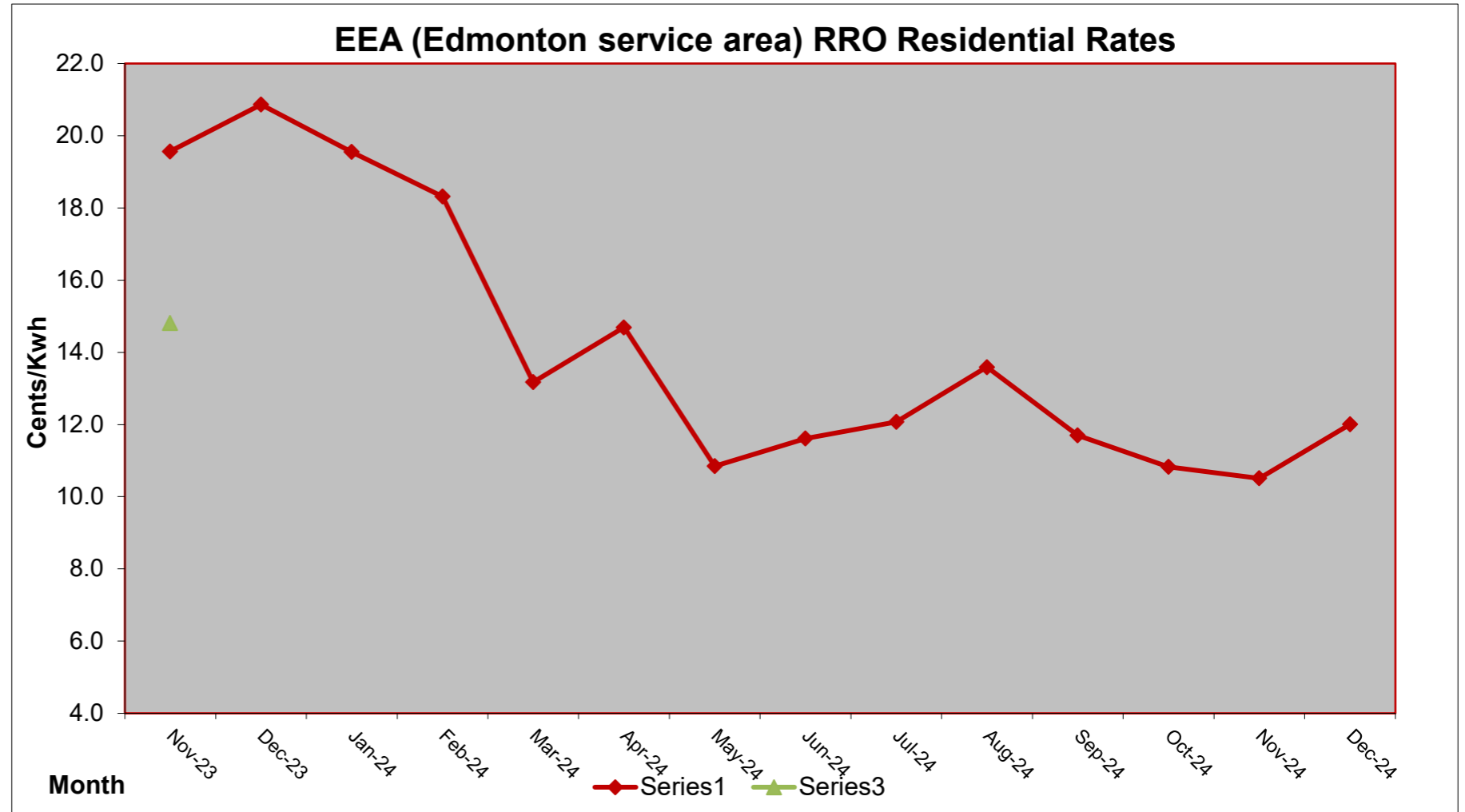
Nov-23	18.623	18.723
Dec-23	19.356	19.538
Jan-24	18.160	18.057
Feb-24	17.212	17.084
Mar-24	13.070	12.702
Apr-24	12.814	12.720
May-24	9.618	9.610
Jun-24	10.473	10.058
Jul-24	11.044	10.636
Aug-24	12.341	12.013
Sep-24	10.124	10.417
Oct-24	9.264	9.543
Nov-24	9.907	9.955
Dec-24	10.974	11.333



EPCOR Energy Alberta GP
Distribution by: EPCOR Distribution & Transmission Inc. (Edmonton)

Rate cap	Residential	Small Commercial	Lighting
cents/kWh			

Nov-23	19.565	19.265	15.746
Dec-23	20.863	20.665	17.153
Jan-24	19.551	19.258	15.694
Feb-24	18.315	17.873	14.222
Mar-24	13.175	12.573	10.002
Apr-24	14.692	13.992	10.591
May-24	10.845	10.151	7.784
Jun-24	11.610	11.001	8.365
Jul-24	12.076	11.642	8.741
Aug-24	13.590	13.089	8.881
Sep-24	11.698	11.053	7.790
Oct-24	10.829	10.366	7.275
Nov-24	10.508	10.140	7.491
Dec-24	12.004	11.885	9.389



EPCOR Energy Alberta GP
Distribution by: FortisAlberta Inc.

Rate cap	Residential	Small Commercial	Lighting	Farm	Irrigation	Oil & Gas
cents/kWh						
Nov-23	19.242	19.362	15.513	19.489	17.849	19.478
Dec-23	20.537	20.733	17.035	20.695	20.239	20.459
Jan-24	19.348	19.363	15.598	19.468	18.838	19.117
Feb-24	18.081	17.946	13.976	18.202	16.995	17.777
Mar-24	13.125	12.759	10.297	13.366	11.236	12.616
Apr-24	14.706	14.317	10.821	15.396	11.222	13.937
May-24	10.934	10.471	8.145	12.369	7.081	10.140
Jun-24	11.660	11.271	8.770	13.772	7.750	11.576
Jul-24	12.073	11.857	9.143	14.123	8.632	12.360
Aug-24	13.466	13.209	9.219	15.381	9.745	13.369
Sep-24	11.479	11.045	7.804	13.064	7.536	11.303
Oct-24	10.589	10.363	7.068	11.606	7.350	10.402
Nov-24	10.151	10.006	7.287	10.437	9.729	10.185
Dec-24	11.604	11.698	9.241	11.583	14.746	11.521

